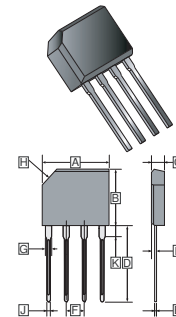


RoHS Compliant Product
 A suffix of "-C" specifies halogen & lead-free

GBP

FEATURES

- Surge overload rating – 125 amperes peak
- Ideal for printed circuit board
- Plastic material has underwriters laboratory flammability classification 94V-0
- Mounting position: Any



REF.	Millimeter		REF.	Millimeter	
	Min.	Max.		Min.	Max.
A	14.25	14.75	G	1.17	1.42
B	10.20	10.60	H	2.80 x 45°	
C	3.40	3.60	J	0.70	0.86
D	14.50	15.50	K	2.30	2.70
E	0.30	0.60	L	0.70	1.10
F	3.56	4.06			

MAXIMUM RATINGS

(T_A=25°C unless otherwise specified. Single phase, Half wave, 60Hz, resistive or inductive load. For capacitive load, derate current by 20%)

PARAMETER	SYMBOL	PART NUMBERS							UNIT
		GBP 4005G	GBP 401G	GBP 402G	GBP 404G	GBP 406G	GBP 408G	GBP 410G	
Maximum Recurrent Peak Reverse Voltage	V _{RRM}	50	100	200	400	600	800	1000	V
Maximum RMS Bridge Input Voltage	V _{RMS}	35	70	140	280	420	560	700	V
Maximum DC Blocking Voltage	V _{DC}	50	100	200	400	600	800	1000	V
Maximum Average Forward Rectified Output Current at T _A =50°C ¹	I _(AV)	4.0							A
Peak Forward Surge Current, 8.3ms Single Half Sine-Wave Superimposed on Rated Load	I _{FSM}	110							A
Maximum Forward Voltage Drop Per Bridge Element at 4.0A Peak	V _F	1.1							V
Maximum Reverse Current at Rated DC Blocking Voltage	I _R	5							µA
		500							µA
I ² t Rating for Fusing (t<8.3ms)	I ² t	50							A ² S
Typical Junction Capacitance per Element ²	C _J	40							pF
Typical Thermal Resistance ³	R _{θJC}	7.5							°C/W
Operating & Storage Temperature Range	T _J , T _{STG}	-55~150, -55~150							°C

Note: 1. Mounting condition, 0.5" lead length maximum
 2. Measured at 1.0 MHz and applied reverse voltage of 4.0V DC.
 3. Unit mounted on 75mm x 75mm x 1.6mm copper plate heatsink.

RATINGS AND CHARACTERISTIC CURVES

FIG.1-MAXIMUM NON-REPETITIVE SURGE CURRENT

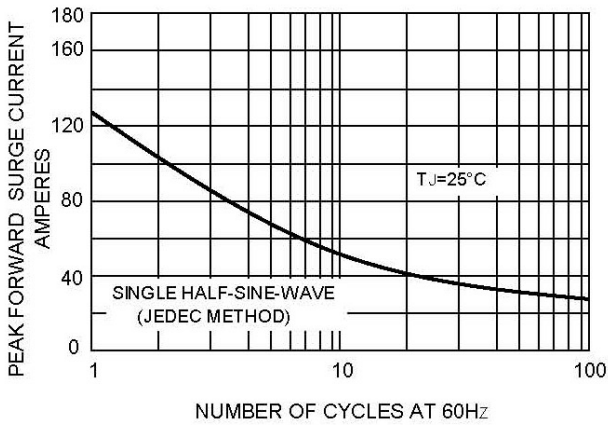


FIG.2-FORWARD DERATING CURRENT

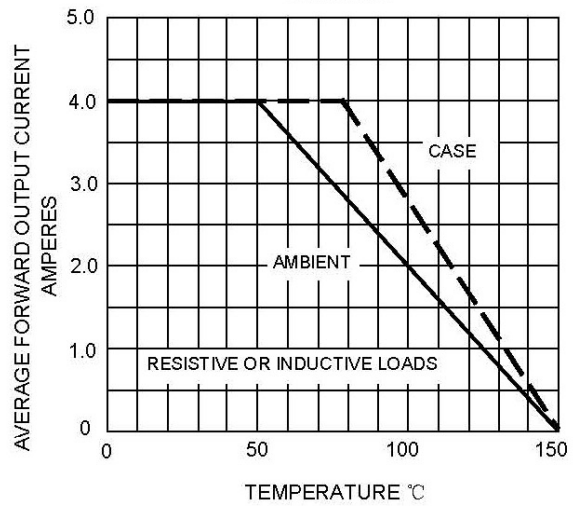


FIG.3-TYPICAL FORWARD CHARACTERISTICS

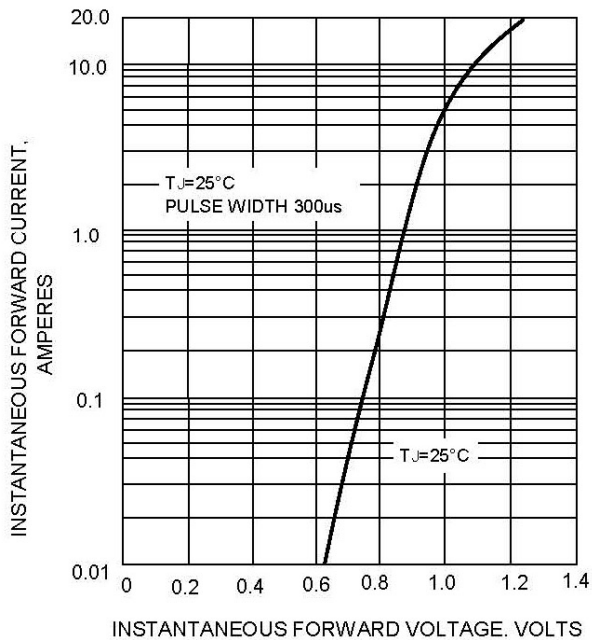


FIG.4-TYPICAL REVERSE CHARACTERISTICS

