

RoHS Compliant Product
A suffix of "-C" specifies halogen free

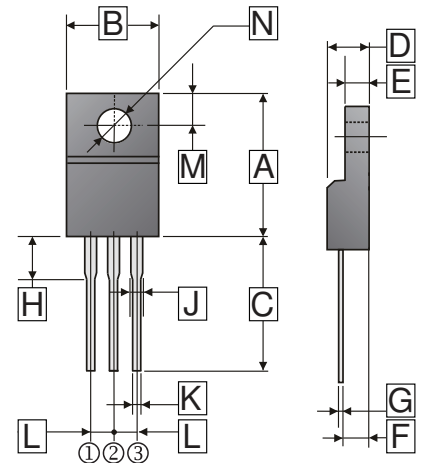
FEATURES

- Ultra Low Forward Voltage Drop
- Excellent High Temperature Stability
- Patented Super Barrier Rectifier Technology
- Fast Switching Capability
- High Reliability
- High Surge Current Capability
- Epitaxial Construction

MECHANICAL DATA

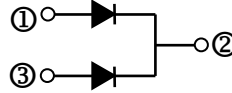
- Case: ITO-220
- Case Material: Molded Plastic, UL Flammability Classification Rating 94V-0
- Epoxy: UL94V-0 Rate Flame Retardant
- Terminals: Matte Tin Finish annealed over Copper Leadframe solderable per MIL-STD-202, Method 208
- Polarity: As Marked
- Mounting position: Any

ITO-220



ORDER INFORMATION

Part Number	Type
SBL20A200F	Lead (Pb)-free
SBL20A200F-C	Lead (Pb)-free and Halogen-free



REF.	Millimeter		REF.	Millimeter	
	Min.	Max.		Min.	Max.
A	14.50	16.50	H	2.70	4.35
B	9.50	10.72	J	0.90	1.70
C	12.60	14.22	K	0.30	0.95
D	4.20	5.10	L	2.34	2.75
E	2.30	3.30	M	2.40	3.60
F	2.30	3.10	N	φ 3.0	φ 3.8
G	0.30	0.75			

MAXIMUM RATINGS AND ELECTRICAL CHARACTERISTICS (T_A=25°C unless otherwise noted)

Parameter	Symbol	Rating	Unit
Maximum Recurrent Peak Reverse Voltage	V_{RRM}	200	V
Maximum RMS Voltage	V_{RMS}	140	V
Maximum Average Forward Rectified Current	Per Leg	10	A
	Per Device	20	
Peak Forward Surge Current, 8.3ms single half sine-wave Superimposed on rated load (JEDEC method)	I_{FSM}	200	A
Typical Thermal Resistance	$R_{\theta JC}$	4	°C/W
Operating and Storage Temperature Range	T_J, T_{STG}	-55~150	°C

ELECTRICAL CHARACTERISTICS

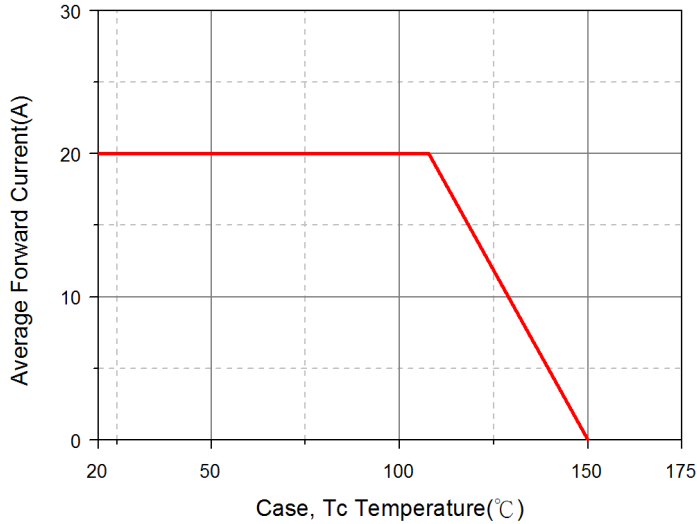
Parameter	Symbol	Typ.	Max.	Unit	Test Condition
Instantaneous Forward Voltage	V_F	0.71	-	V	$I_F=3A, T_J=25^\circ C$
		0.76	-		$I_F=5A, T_J=25^\circ C$
		0.92	0.96		$I_F=10A, T_J=25^\circ C$
		0.71	-		$I_F=10A, T_J=125^\circ C$
Reverse Current	I_R	1	-	uA	$V_R=140V, T_J=25^\circ C$
		-	50		$V_R=200V, T_J=25^\circ C$
		4	-		$V_R=200V, T_J=125^\circ C$
Typical Junction Capacitance ¹	C_J	210	-	pF	

Note:

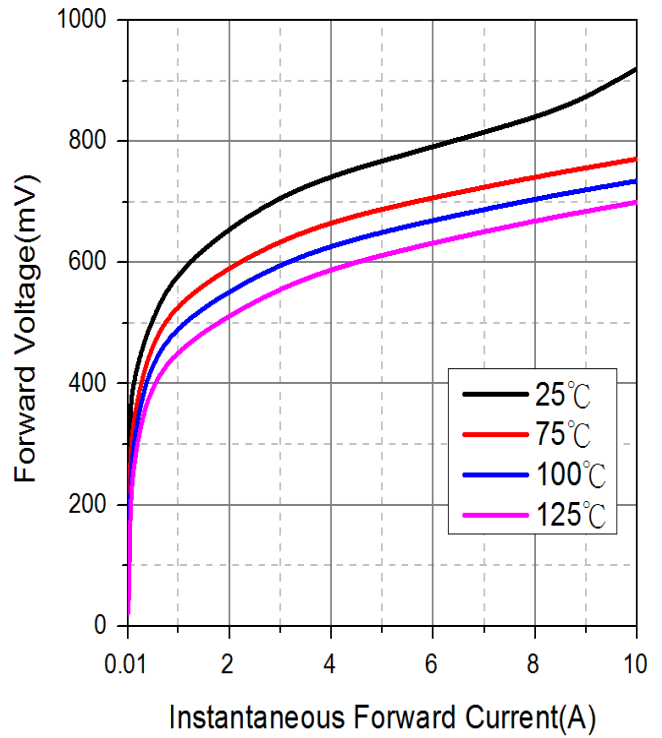
1. Measured at 1MHz and applied reverse voltage of 4V D.C.

RATINGS AND CHARACTERISTIC CURVES

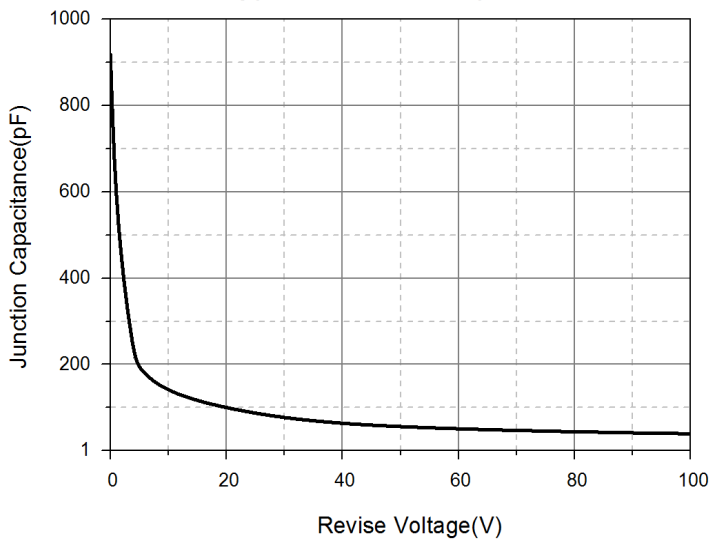
Typical Forward Current Derating Curve



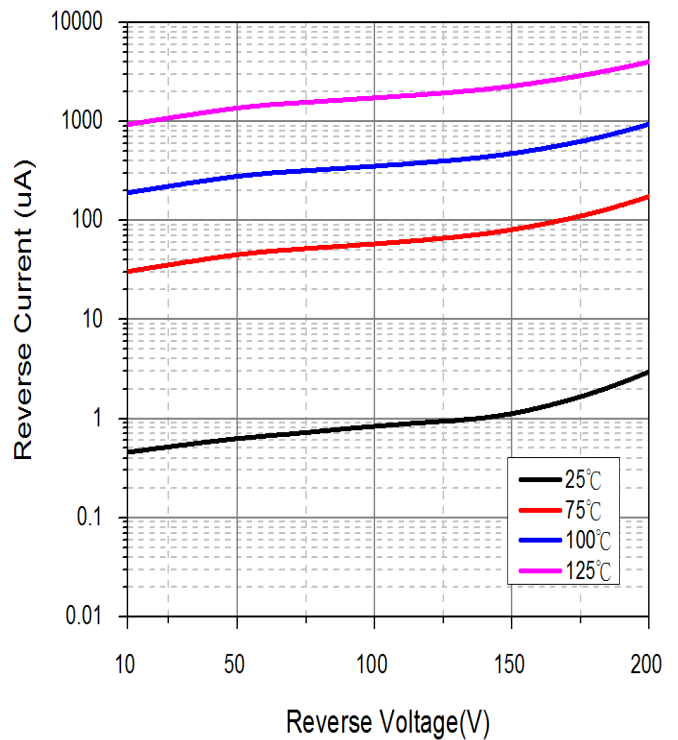
Typical Forward Characteristic



Typical Junction Capacitance



Typical Reverse Characteristic



Maximum Non-Repetitive Forward Surge Current

