

RoHS Compliant Product

A suffix of "-C" specifies halogen & lead-free



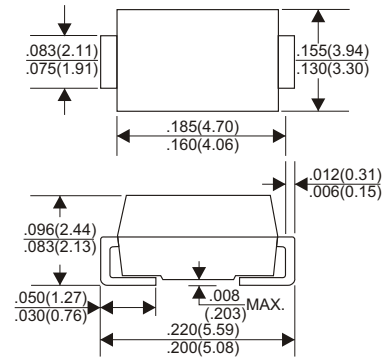
FEATURES

- * Ideal for surface mount applications
- * Easy pick and place
- * Built-in strain relief
- * Super low forward voltage drop & Low I_r

MECHANICAL DATA

- * Case: Molded plastic
- * Epoxy: UL 94V-0 rate flame retardant
- * Metallurgically bonded construction
- * Polarity: Color band denotes cathode end
- * Mounting position: Any
- * Weight: 0.102 grams

DO-214AA(SMB)



MAXIMUM RATINGS AND ELECTRICAL CHARACTERISTICS

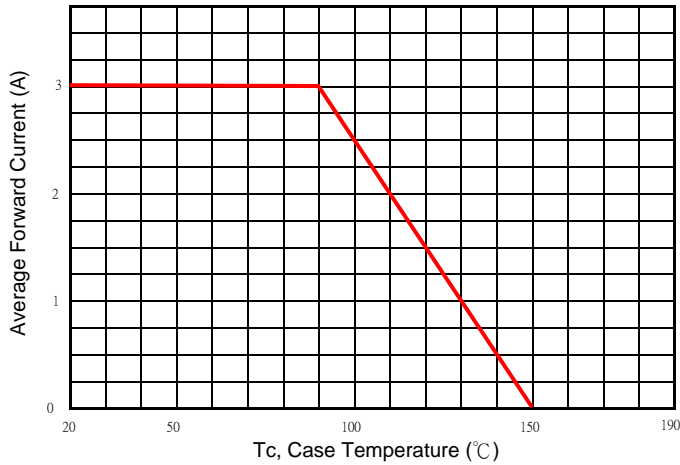
Rating 25°C ambient temperature unless otherwise specified.
Single phase half wave, 60Hz, resistive or inductive load.
For capacitive load, derate current by 20%.

TYPE NUMBER	SK34BL	UNITS
Maximum Recurrent Peak Reverse Voltage	40	V
Maximum RMS Voltage	40	V
Maximum DC Blocking Voltage	40	V
Maximum Average Forward Rectified Current	3	A
Peak Forward Surge Current, 8.3 ms single half sine-wave superimposed on rated load (JEDEC method)	90	A
Maximum Instantaneous Forward Voltage at 3.0A	0.42	V
Maximum DC Reverse Current $T_a=25^\circ\text{C}$	0.1	mA
at Rated DC Blocking Voltage $T_a=80^\circ\text{C}$	5	mA
Thermal Resistance, Junction to Ambient * $R_{\theta JA}$	75	$^\circ\text{C}/\text{W}$
Operating Temperature Range T_J	-25 ~ +125	$^\circ\text{C}$
Storage Temperature Range T_{STG}	-50 ~ +150	$^\circ\text{C}$

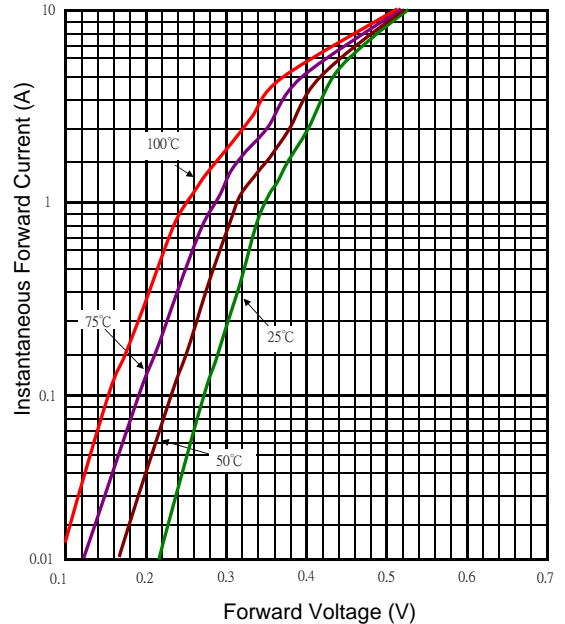
* Device mounted on FR-4PCB0.013mm.

RATING AND CHARACTERISTIC CURVES

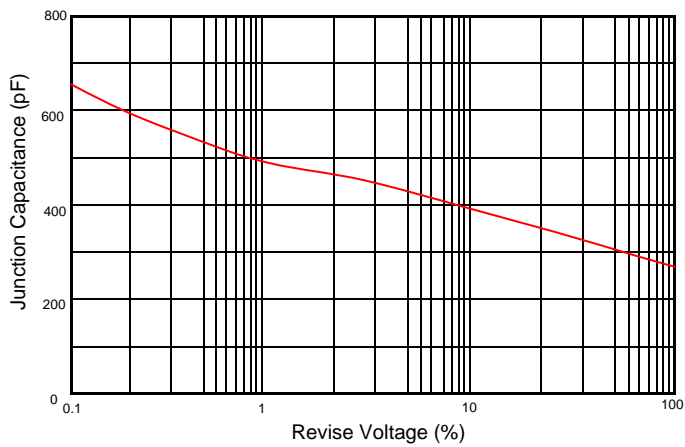
Typical Forward Current Derating Curve



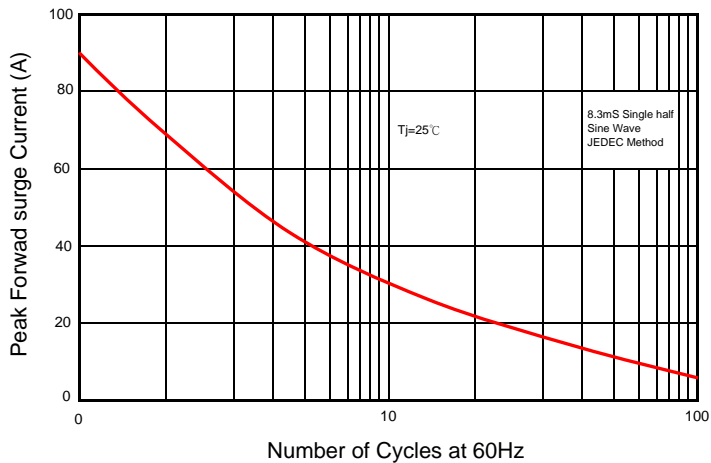
Typical Forward Characteristic



Typical Junction Capacitance



Maximum Non- Repetitive Forward Surge Current



Typical Reverse Characteristic

