

RoHS Compliant Product
A suffix of "-C" specifies halogen & lead-free

FEATURES

- Low Profile Package
- For Surface Mounted Applications
- Glass Passivated Chip Junction
- Easy to Pick and Place
- Lead Free in Comply with EU RoHS 2011/65/EU Directives

MECHANICAL DATA

- Case: SMBM
- Terminals: Solderable per MIL-STD-750, Method 2026

MARKING

S3MB

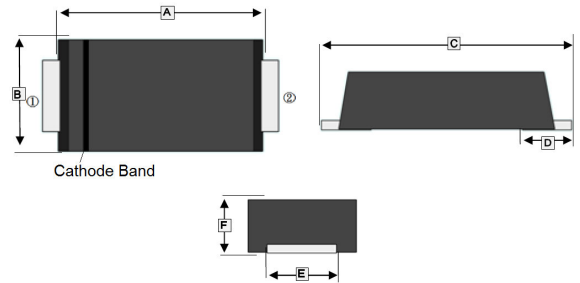
PACKAGE INFORMATION

Package	MPQ	Leader Size
SMBM	5K	13 inch

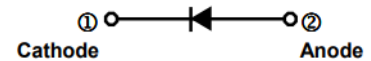
ORDER INFORMATION

Part Number	Type
QG307BM-C	Lead (Pb)-free and Halogen-free

SMBM



REF.	Millimeter		REF.	Millimeter	
	Min.	Max.		Min.	Max.
A	4.2	4.7	D	1.0 REF	
B	3.4	3.8	E	1.8	2.2
C	5.1	5.5	F	1.1	1.45



MAXIMUM RATINGS AND ELECTRICAL CHARACTERISTICS

(Rating 25°C ambient temperature unless otherwise specified. Single phase half wave, 60Hz, resistive or inductive load. For capacitive load, de-rate current by 20%.)

Parameter	Symbol	Part Number	Unit	
Maximum Repetitive Peak Reverse Voltage	V_{RRM}	1000	V	
Maximum RMS Voltage	V_{RMS}	700		
Maximum DC Blocking Voltage	V_{DC}	1000		
Maximum Average Forward Rectified Current	I_F	3	A	
Peak Forward Surge Current, 8.3ms single half sine-wave superimposed on rated load	I_{FSM}	80	A	
Maximum Instantaneous Forward Voltage @ $I_F=3A$	V_F	1.1	V	
Maximum DC Reverse Current at Rated DC Blocking Voltage	$T_A=25^\circ C$	I_R	5	μA
	$T_A=125^\circ C$		150	
Typical Junction Capacitance ¹	C_J	35	pF	
Typical Thermal Resistance ²	$R_{\theta JA}$	45	$^\circ C/W$	
	$R_{\theta JC}$	15		
Operating & Storage Temperature Range	T_J, T_{STG}	-55~150	$^\circ C$	

Notes:

1. Measured at 1 MHz and applied reverse voltage of 4V D.C
2. P.C.B. mounted with 2.0" X 2.0" (5 x 5 mm) copper pad areas.

RATINGS AND CHARACTERISTIC CURVES

Fig.1 Forward Current Derating Curve

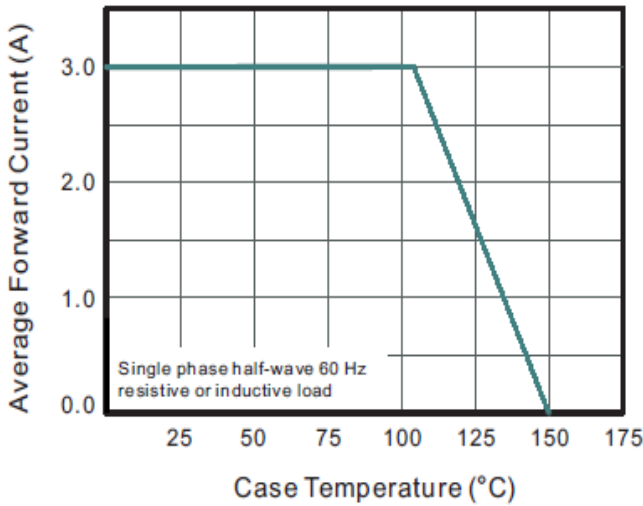


Fig.2 Typical Reverse Characteristics

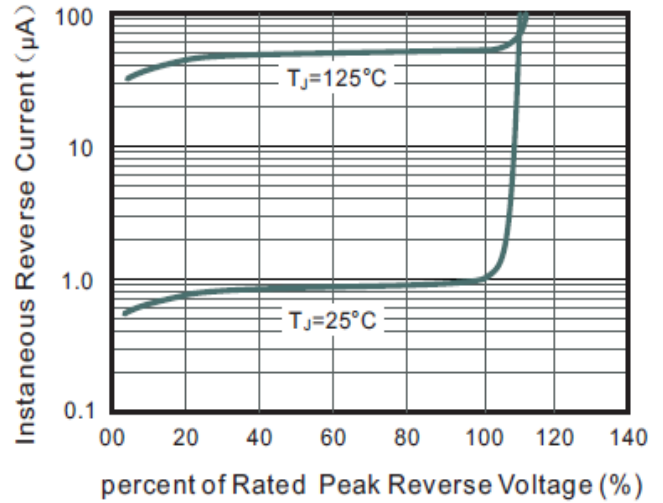


Fig.3 Typical Forward Characteristic

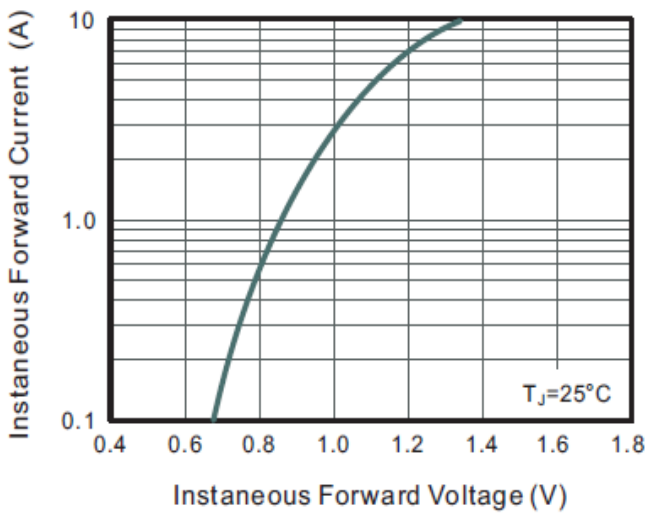


Fig.4 Typical Junction Capacitance

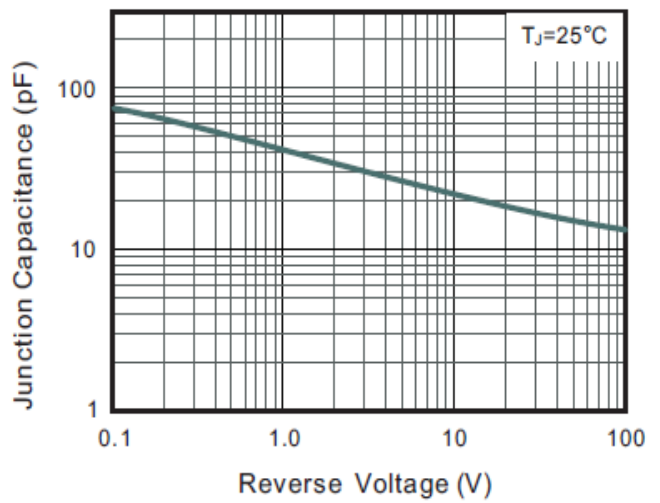


Fig.5 Maximum Non-Repetitive Peak Forward Surge Current

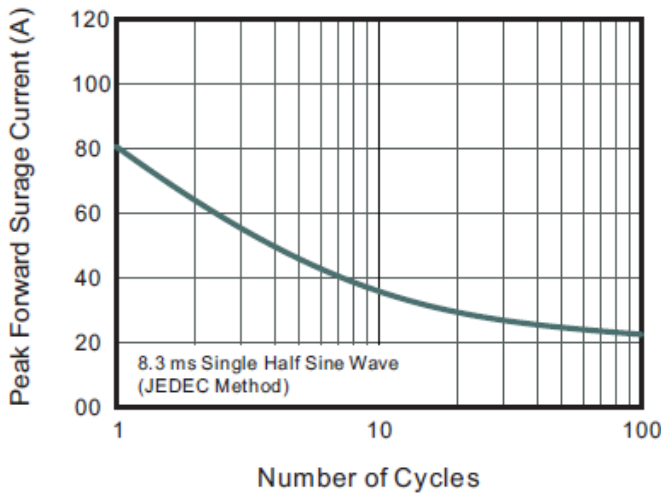
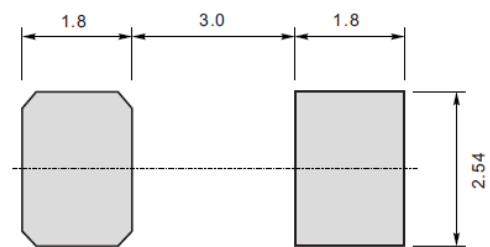


Fig.6 Mounting Pad Layout



*Dimensions in millimeters