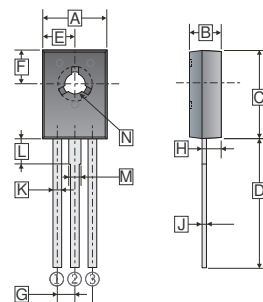
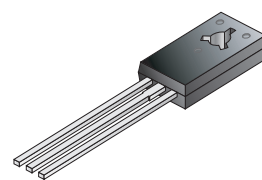


RoHS Compliant Product
A suffix of "-C" specifies halogen and lead free

FEATURES

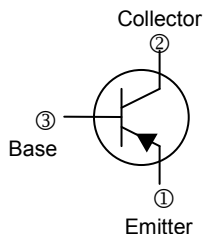
- Low Collector-Emitter Saturation Voltage
- Large Collector Current
- High Power Dissipation

TO-126



ORDER INFORMATION

Part Number	Type
2SB1151-Y	Lead (Pb)-free
2SB1151-Y-C	Lead (Pb)-free and Halogen-free



REF.	Millimeter		REF.	Millimeter	
	Min.	Max.		Min.	Max.
A	7.40	7.80	H	1.10	1.50
B	2.50	2.90	J	0.45	0.60
C	10.60	11.00	K	0.66	0.86
D	15.30	15.70	L	2.10	2.30
E	3.70	3.90	M	1.17	1.37
F	3.90	4.10	N	3.00	3.20
G	2.29 TYP.				

ABSOLUTE MAXIMUM RATINGS ($T_A=25^\circ\text{C}$ unless otherwise specified)

Parameter	Symbol	Ratings	Unit
Collector-Base Voltage	V_{CBO}	-60	V
Collector-Emitter Voltage	V_{CEO}	-60	V
Emitter-Base Voltage	V_{EBO}	-7	V
Collector Current-Continuous	I_C	-5	A
Collector Power Dissipation	P_C	1.25	W
Maximum Junction to Ambient	$R_{\theta JA}$	100	$^\circ\text{C/W}$
Junction, Storage Temperature	T_J, T_{STG}	-55~150	$^\circ\text{C}$

ELECTRICAL CHARACTERISTICS ($T_A=25^\circ\text{C}$ unless otherwise specified)

Parameter	Symbol	Min.	Typ.	Max.	Unit	Test Conditions
Collector-Base Breakdown Voltage	$V_{(BR)CBO}$	-60	-	-	V	$I_C = -100\mu\text{A}, I_E = 0$
Collector-Emitter Breakdown voltage	$V_{(BR)CEO}$	-60	-	-	V	$I_C = -1\text{mA}, I_B = 0$
Emitter-Base Breakdown Voltage	$V_{(BR)EBO}$	-7	-	-	V	$I_C = 0, I_E = -100\mu\text{A}$
Collector Cut-Off Current	I_{CBO}	-	-	-10	μA	$V_{CB} = -50\text{V}, I_E = 0$
Emitter Cut-Off Current	I_{EBO}	-	-	-10	μA	$V_{EB} = -7\text{V}, I_C = 0$
DC Current Gain	$h_{FE(1)}$	160	-	320		$V_{CE} = -1\text{V}, I_C = -2\text{A}$
	$h_{FE(2)}$	60	-	-		$V_{CE} = -1\text{V}, I_C = -0.1\text{A}$
	$h_{FE(3)}$	50	-	-		$V_{CE} = -2\text{V}, I_C = -5\text{A}$
Collector-Emitter Saturation Voltage	$V_{CE(sat)}$	-	-	-0.3	V	$I_C = -2\text{A}, I_B = -0.2\text{A}$
Base-Emitter Saturation Voltage	$V_{BE(sat)}$	-	-	-1.2	V	$I_C = -2\text{A}, I_B = -0.2\text{A}$

CHARACTERISTIC CURVES

