

RoHS Compliant Product
A suffix of "-C" specifies halogen & lead-free

FEATURES

- High Current Capability
- Extremely Low Thermal Resistance
- For Surface Mount Application
- Higher Temp Soldering
- Low Reverse Current

MECHANICAL DATA

- Case: Molded Plastic
- Epoxy: UL 94V-0 Rate Flame Retardant
- Lead: Axial Leads, Solderable per MIL-STD-202 method 208 Guaranteed
- Polarity: Color Band Denotes Cathode End
- Mounting Position: Any

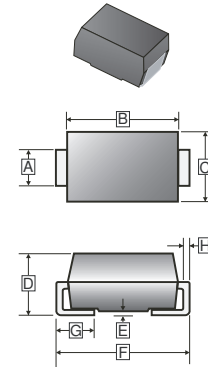
PACKAGE INFORMATION

Package	MPQ	Leader Size
SMA	5K	13 inch

ORDER INFORMATION

Part Number	Type
SM3200A-C	Lead (Pb)-free and Halogen-free

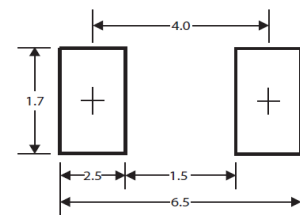
SMA



REF.	Millimeter		REF.	Millimeter	
	Min.	Max.		Min.	Max.
A	1.23	1.65	E	-	0.3
B	3.99	4.75	F	4.80	5.28
C	2.30	2.90	G	0.75	1.52
D	1.90	2.62	H	0.15	0.31

Cathode  Anode

Mounting Pad Layout



*Dimensions in millimeters

MAXIMUM RATINGS AND ELECTRICAL CHARACTERISTICS

(Rating 25°C ambient temperature unless otherwise specified. Single phase half wave, 60Hz, resistive or inductive load.
For capacitive load, de-rate current by 20%.)

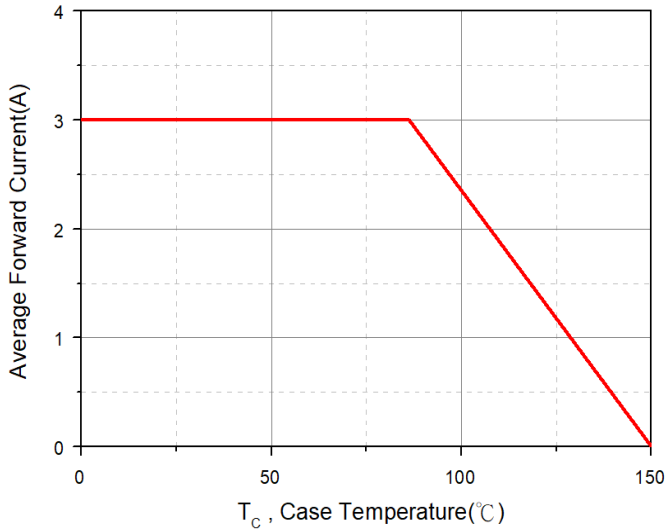
Parameter	Symbol	Ratings	Unit
Peak Repetitive Peak reverse voltage	V_{RRM}	200	V
Working Peak Reverse Voltage	V_{RWM}	200	
Maximum DC Blocking Voltage	V_R	200	
Average Forward Current	$I_{F(AV)}$	3	A
Peak Forward Current @8.3ms Half Sine	I_{FSM}	80	A
Maximum Instantaneous Forward Voltage @ $I_F=3A$	$T_A=25^\circ C$	0.85	V
	$T_A=75^\circ C$	0.75	
	$T_A=125^\circ C$	0.68	
Maximum DC Reverse Current @ Rated DC Blocking Voltage ²	$T_J=25^\circ C$	50	μA
	$T_J=100^\circ C$	500	
Typical Junction Capacitance ¹	C_J	60	pF
Thermal Resistance Junction-Case	$R_{\theta JC}$	25	°C/W
Voltage Rate of Change (Rated V_R)	dv/dt	10000	V/ μs
Operating Temperature Range	T_J	-50~150	°C
Storage Temperature	T_{STG}	-65~150	

Notes:

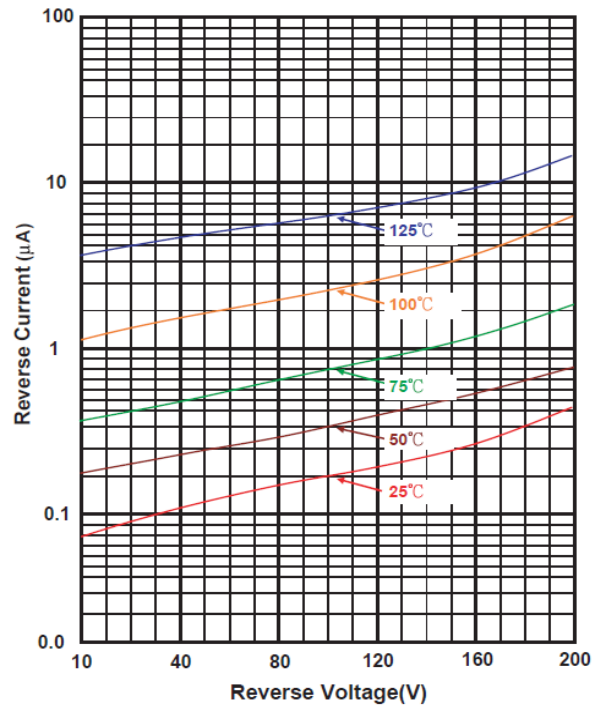
1. Measured at 1MHz and applied reverse voltage of 5V D.C.
2. Pulse test: 300 μs pulse width, 1% duty cycle.

RATINGS AND CHARACTERISTIC CURVES

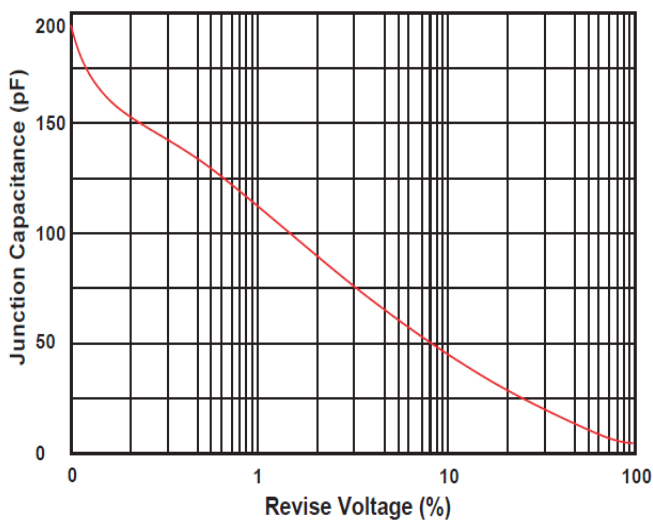
Typical Forward Current Derating Curve



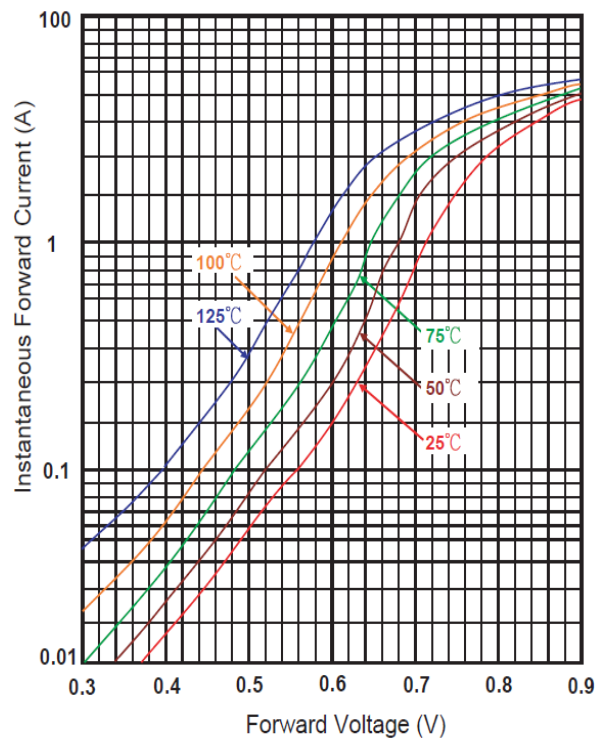
Typical Reverse Characteristic



Typical Junction Capacitance



Typical Forward Characteristic



Maximum Non- Repetitive Forward Surge Current

