

RoHS Compliant Product
A suffix of "-C" specifies halogen & lead-free

FEATURES

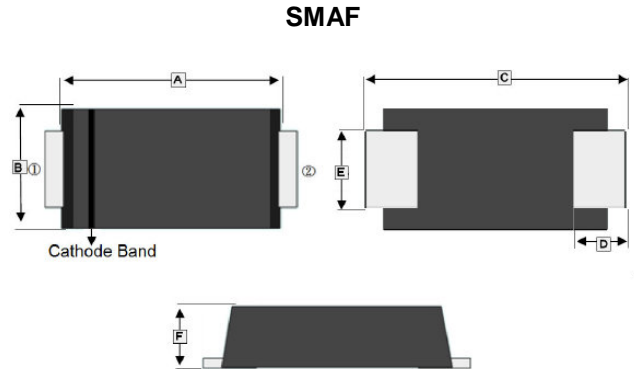
- Low forward voltage drop
- High current capability
- High reliability
- High surge current capability
- Epitaxial construction
- High operating temperature

MECHANICAL DATA

- Case: Molded plastic
- Epoxy: UL 94V-0 rate flame retardant
- Lead: Axial leads, solderable per MIL-STD-202, method 208 guaranteed
- Polarity: Color band denotes cathode end
- Mounting position: Any

PACKAGE INFORMATION

Package	MPQ	Leader Size
SMAF	3K	7 inch



REF.	Millimeter		REF.	Millimeter	
	Min.	Max.		Min.	Max.
A	3.20	4.60	D	0.70	1.50
B	2.25	2.95	E	1.25	1.65
C	4.40	5.60	F	0.90	1.20

ORDER INFORMATION

Part Number	Type
SMH3100AF-C	Lead (Pb)-free and Halogen-free

MAXIMUM RATINGS AND ELECTRICAL CHARACTERISTICS

(Rating 25°C ambient temperature unless otherwise specified. Single phase half wave, 60Hz, resistive or inductive load.
For capacitive load, de-rate current by 20%.)

Parameter	Symbol	Rating	Unit
Maximum Recurrent Peak Reverse Voltage	V _{RRM}	100	V
Working Peak Reverse Voltage	V _{RSM}	100	V
Maximum DC Blocking Voltage	V _{DC}	100	V
Maximum Average Forward Rectified Current	I _F	3	A
Peak Forward Surge Current, 8.3ms single half sine-wave superimposed on rated load (JEDEC method)	I _{FSM}	110	A
Voltage Rate of Change (Rated V _R)	dv/dt	10000	V/μs
Typical Thermal Resistance	R _{θJL}	22	°C/W
Operating and Storage Temperature Range	T _J , T _{STG}	175, -50~175	°C

ELECTRICAL CHARACTERISTICS

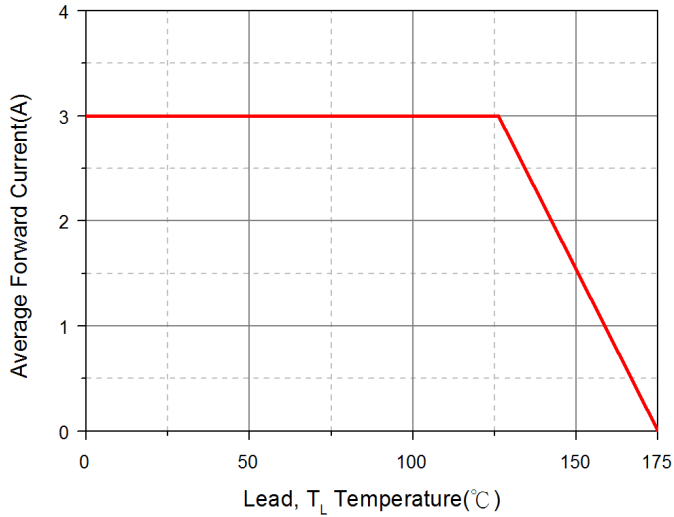
Parameter	Symbol	Typ.	Max.	Unit	Test Condition
Instantaneous Forward Voltage	V _F	0.74	0.79	V	I _F =3A, T=25°C
		0.58	-		I _F =3A, T _J =125°C
Maximum DC Reverse Current ²	I _R	0.1	-	uA	V _R =10V, T _J =25°C
		0.25	50		V _R =100V, T _J =25°C
		100	800		V _R =100V, T _J =125°C
Typical Junction Capacitance ¹	C _J	115	-	pF	

Notes:

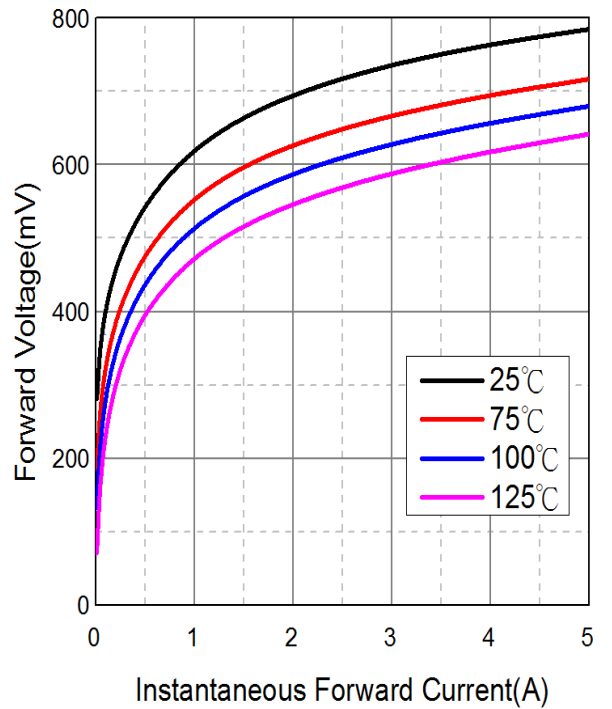
1. Measured at 1MHz and applied reverse voltage of 5.0V D.C.
2. Pulse Test: Pulse Width=300μs, Duty Cycle ≤ 2.0%.

RATINGS AND CHARACTERISTIC CURVES

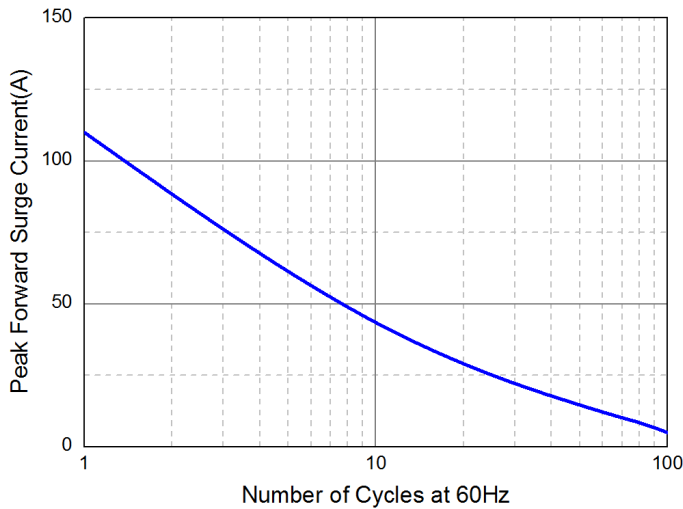
Typical Forward Current Derating Curve



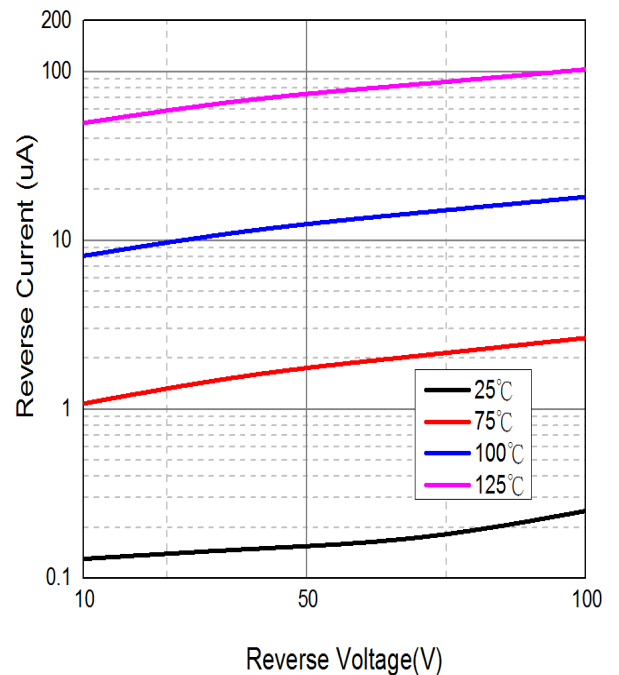
Typical Forward Characteristic



Maximum Non-Repetitive Forward Surge Current



Typical Reverse Characteristic



Typical Junction Capacitance

