

RoHS compliant product
A suffix of "-C" specifies halogen free

FEATURES

- High Current Capability
- High Reliability
- High Surge Current Capability
- Epitaxial Construction
- Low Forward Voltage Drop

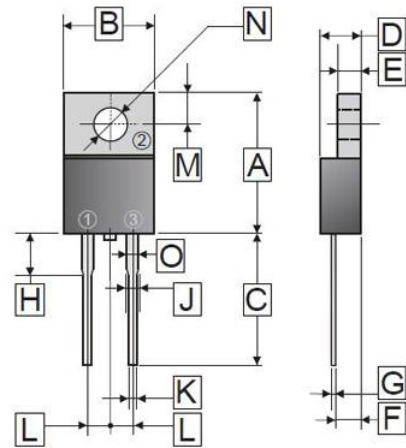
MECHANICAL DATA

- Case: Molded Plastic
- Epoxy: UL 94V-0 Rate Flame Retardant
- Lead: Lead Solderable per MIL-STD-202 Method 208 Guaranteed
- Polarity: As Marked
- Mounting Position: Any

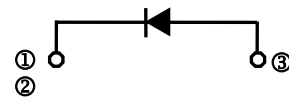
ORDER INFORMATION

Part Number	Type
SR10200S	Lead (Pb)-free
SR10200S-C	Lead (Pb)-free and Halogen-free

TO-220A



REF.	Millimeter		REF.	Millimeter	
	Min.	Max.		Min.	Max.
A	14.68	15.65	H	3.3	4.20
B	9.65	10.45	J	-	1.30
C	12.7	14.62	K	0.63	0.96
D	4.18	4.98	L	4.84	5.32
E	1.14	1.38	M	2.48	3.05
F	2.20	2.98	N	φ 3.6	φ 3.9
G	0.27	0.64	O	1.12	1.55



MAXIMUM RATINGS AND ELECTRICAL CHARACTERISTICS

(Rating 25°C ambient temperature unless otherwise specified. Single phase half wave, 60Hz, resistive or inductive load.
For capacitive load, de-rate current by 20%.)

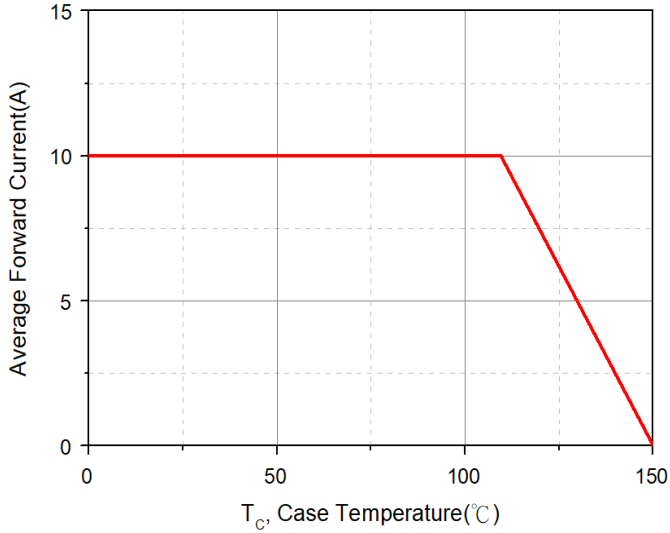
Parameter	Symbol	Rating	Unit
Maximum Recurrent Peak Reverse Voltage	V_{RRM}	200	V
Working Peak Reverse Voltage	V_{RSM}	200	V
Maximum DC Blocking Voltage	V_{DC}	200	V
Maximum Average Forward Rectified Current	I_F	10	A
Peak Forward Surge Current, 8.3ms single half sine-wave superimposed on rated load (JEDEC method)	I_{FSM}	180	A
Maximum Instantaneous Forward Voltage @ $I_F=10A$	V_F	$T_A=25^\circ C$	0.92
		$T_A=125^\circ C$	0.8
Maximum DC Reverse Current at Rated DC Blocking Voltage ³	I_R	$T_A=25^\circ C$	0.02
		$T_A=125^\circ C$	5
Typical Junction Capacitance ¹	C_J	250	pF
Typical Thermal Resistance ²	$R_{\theta JC}$	2	°C/W
Operating Temperature Range	T_J	-50~150	°C
Storage Temperature Range	T_{STG}	-65~175	

Notes:

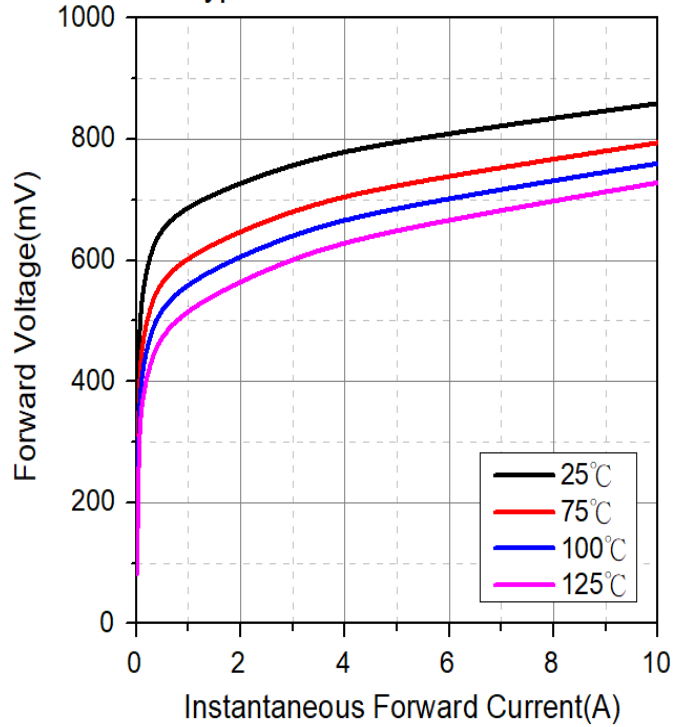
1. Measured at 1MHz and applied reverse voltage of 5V D.C.
2. Thermal Resistance Junction to Case.
3. Pulse test: 300us pulse width, 2% duty cycle.

RATINGS AND CHARACTERISTIC CURVES

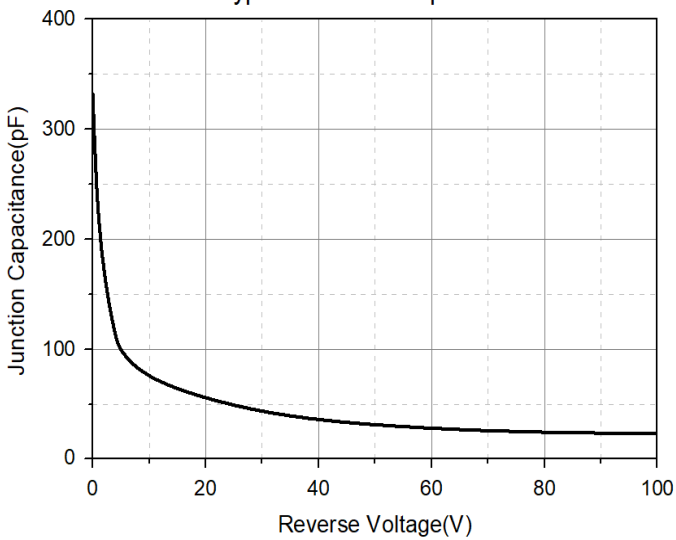
Typical Forward Current Derating Curve



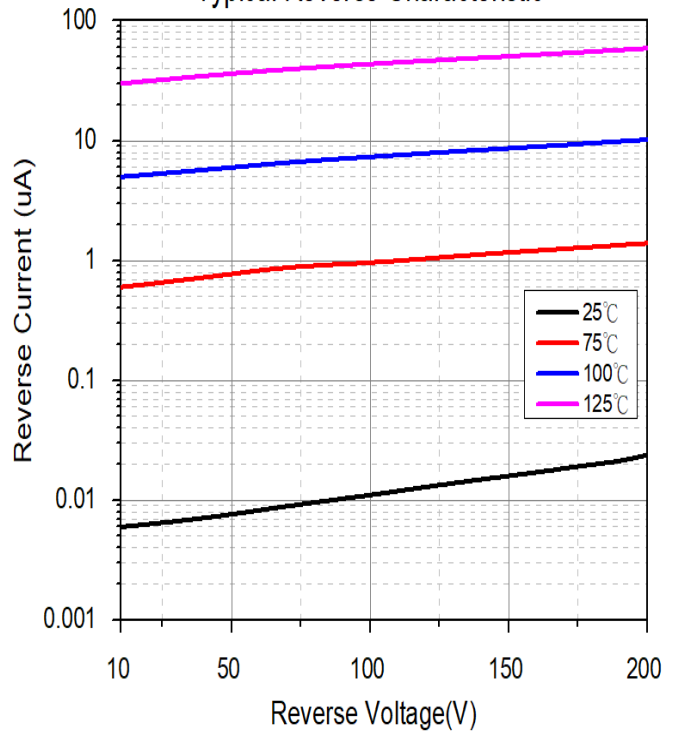
Typical Forward Characteristic



Typical Junction Capacitance



Typical Reverse Characteristic



Maximum Non-Repetitive Forward Surge Current

