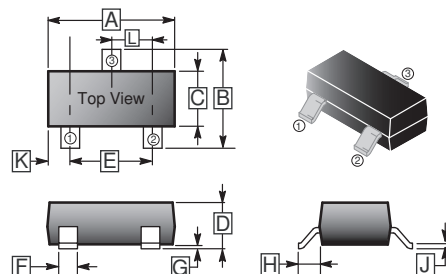


RoHS Compliant Product  
A suffix of "-C" specifies halogen & lead-free

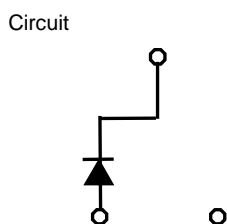
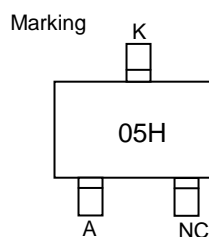
## DESCRIPTION

The SCS401D is high frequency rectification for switching power supply

## SC-59



## MARKING CODE



REF.	Millimeter		REF.	Millimeter	
	Min.	Max.		Min.	Max.
A	2.70	3.10	G	0.10 REF.	
B	2.25	3.00	H	0.40 REF.	
C	1.30	1.70	J	0.10	0.20
D	1.00	1.40	K	0.45	0.55
E	1.70	2.30	L	0.85	1.15
F	0.35	0.50			

## ABSOLUTE MAXIMUM RATINGS at $T_A = 25^\circ\text{C}$

PARAMETER	SYMBOL	RATINGS	UNIT
Maximum Recurrent Peak Reverse Voltage	$V_{RRM}$	30	V
Maximum RMS Voltage	$V_{RMS}$	21	V
Maximum DC Blocking Voltage	$V_{DC}$	30	V
Peak Forward Surge Current at 8.3 m Sec single half sine-wave	$I_{FSM}$	3.0	A
Typical Junction Capacitance between Terminal <sup>1</sup>	$C_J$	40	pF
Maximum Average Forward Rectified Current	$I_O$	0.2	A
Total Power Dissipation	$P_D$	225	mW
Junction, Storage Temperature	$T_J, T_{STG}$	125, -55~125	$^\circ\text{C}$

## ELECTRICAL CHARACTERISTICS (at $T_A = 25^\circ\text{C}$ unless otherwise specified)

PARAMETERS	SYMBOL	MIN.	MAX.	UNIT	TEST CONDITIONS
Reverse Breakdown Voltage	$V_{(BR)R}$	30	-	V	$I_R = 100\mu\text{A}$
Maximum Instantaneous Forward Voltage	$V_F$	-	500	mV	$I_F = 200\text{mA}$
Maximum Average Reverse Current	$I_R$	-	50	$\mu\text{A}$	$V_{R1} = 10\text{V}$
			100	$\mu\text{A}$	$V_{R2} = 30\text{V}$

Note: 1. Measured at 1.0MHz and 0 reverse bias voltage.  
2. ESD sensitive product handling required.

**RATINGS AND CHARACTERISTIC CURVES**

