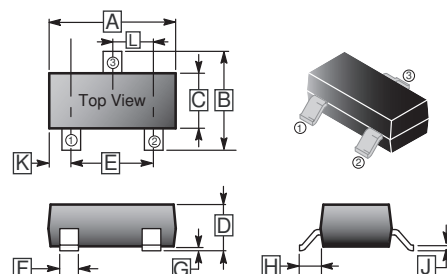


RoHS Compliant Product
A suffix of "-C" specifies halogen & lead-free

DESCRIPTION

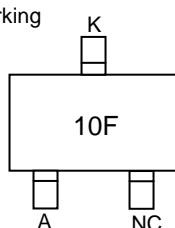
The SCS490D is low power rectification for switching power supply

SC-59

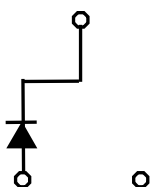


MARKING CODE

Marking



Circuit



REF.	Millimeter		REF.	Millimeter	
	Min.	Max.		Min.	Max.
A	2.70	3.10	G	0.10 REF.	
B	2.25	3.00	H	0.40 REF.	
C	1.30	1.70	J	0.10	0.20
D	1.00	1.40	K	0.45	0.55
E	1.70	2.30	L	0.85	1.15
F	0.35	0.50			

ABSOLUTE MAXIMUM RATINGS at $T_A = 25^\circ\text{C}$

PARAMETER	SYMBOL	RATINGS	UNIT
Maximum Recurrent Peak Reverse Voltage	V_{RRM}	40	V
Maximum RMS Voltage	V_{RMS}	28	V
Maximum DC Blocking Voltage	V_{DC}	40	V
Peak Forward Surge Current at 8.3 m Sec single half sine-wave	I_{FSM}	3.0	A
Typical Junction Capacitance between Terminal ¹	C_J	30	pF
Maximum Average Forward Rectified Current	I_O	1	A
Total Power Dissipation	P_D	225	mW
Junction, Storage Temperature	T_J, T_{STG}	125, -55~150	$^\circ\text{C}$

ELECTRICAL CHARACTERISTICS (at $T_A = 25^\circ\text{C}$ unless otherwise specified)

Parameters	Symbol	Min.	Max.	Unit	Test Conditions
Reverse Breakdown Voltage	$V_{(BR)R}$	40	-	V	$I_R = 100\mu\text{A}$
Maximum Instantaneous Forward Voltage	V_F	-	530	mV	$I_F = 1\text{A}$
Maximum Average Reverse Current	I_R	-	100	μA	$V_R = 30\text{V}$

Note: 1. Measured at 1.0MHz and applied reverse voltage of 10.0 volts.
2. ESD sensitive product handling required.

RATINGS AND CHARACTERISTIC CURVES

