

RoHS Compliant Product
A suffix of "-C" specifies halogen & lead-free

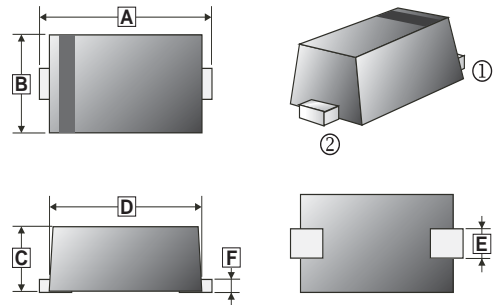
FEATURES

- Small Surface Mounting Type
- Low Reverse Current and Low Forward Voltage
- High Reliability

MECHANICAL DATA

- Case: SOD-923, Molded Plastic
- Polarity: See Diagrams Below
- Mounting position: Any

SOD-923



REF.	Millimeter		REF.	Millimeter	
	Min.	Max.		Min.	Max.
A	0.95	1.05	D	0.75	0.85
B	0.55	0.65	E	0.15	0.25
C	0.34	0.43	F	0.07	0.17

MARKING



PACKAGE INFORMATION

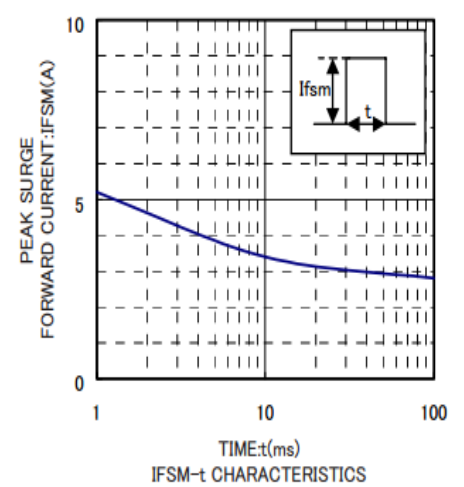
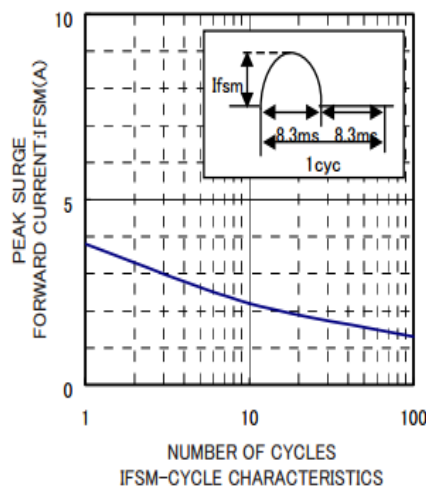
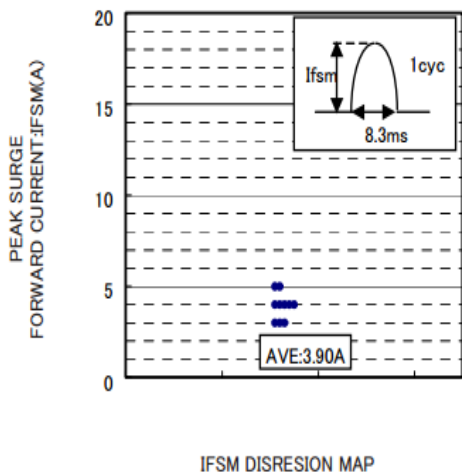
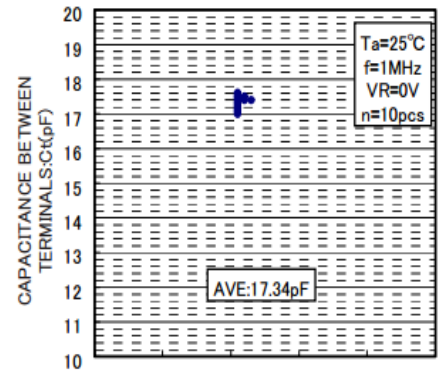
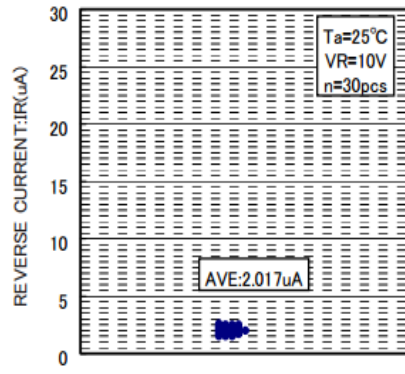
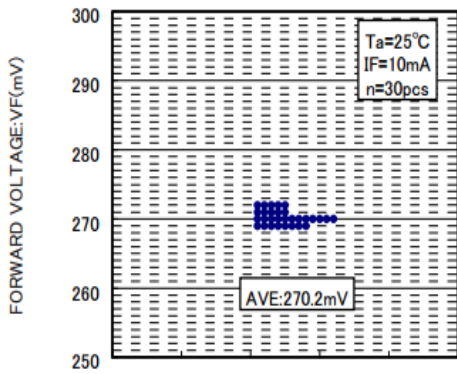
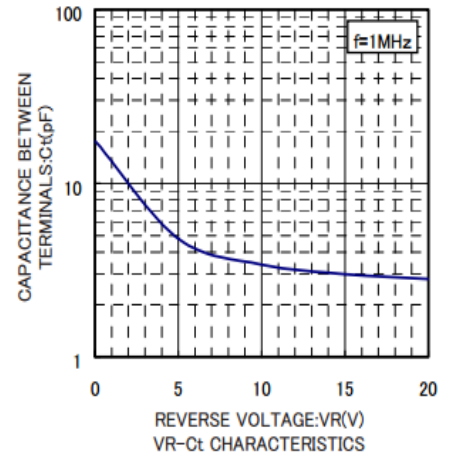
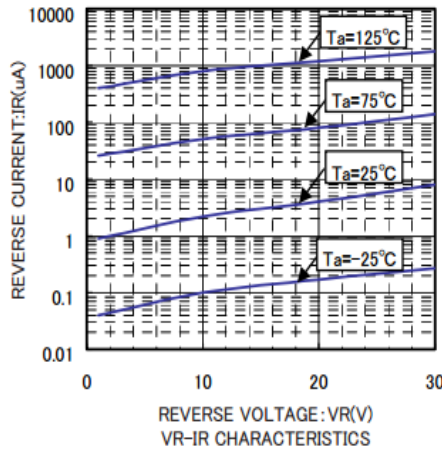
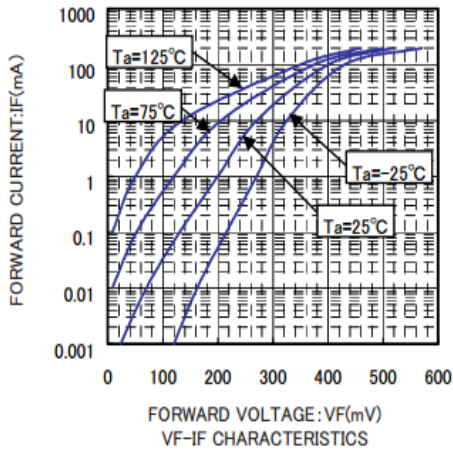
Package	MPQ	Leader Size
SOD-923	8K	7 inch

MAXIMUM RATINGS AND ELECTRICAL CHARACTERISTICS

(Rating 25°C ambient temperature unless otherwise specified. Single phase half wave, 60Hz, resistive or inductive load.
For capacitive load, de-rate current by 20%.)

Parameter	Symbol	Rating	Unit
DC Reverse Voltage	V_R	30	V
Mean rectifying current	I_O	100	mA
Peak Forward Surge Current, 8.3 ms single half sine-wave superimposed on rated load (JEDEC method)	I_{FSM}	500	mA
Maximum Instantaneous Forward Voltage @ $I_F=10mA$	V_F	0.35	V
Maximum DC Reverse Current @ $V_R=10V$	I_R	10	μA
Power Dissipation	P_D	150	mW
Thermal Resistance Junction-Ambient	$R_{\theta JA}$	520	$^{\circ}C / W$
Operating Temperature Range	T_J	150	$^{\circ}C$
Storage Temperature Range	T_{STG}	-40~150	$^{\circ}C$

RATINGS AND CHARACTERISTIC CURVES



RATINGS AND CHARACTERISTIC CURVES

