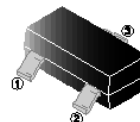


RoHS Compliant Product
A suffix of "-C" specifies halogen & lead-free

FEATURES

- Fast Switching Speed
- Epoxy Meets UL 94 V-0 Flammability Rating
- For General Purpose Switching Applications
- High Conductance
- Low Current Leakage
- Surface Mount Package Ideally Suited for Automatic Insertion

SOT-323



MARKING

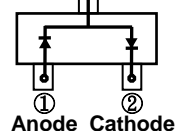
A7

KJG

PACKAGE INFORMATION

Package	MPQ	Leader Size
SOT-323	3K	7 inch

Cathode ③ Anode



ORDER INFORMATION

Part Number	Type
BAV99W-C	Lead (Pb)-free and Halogen-free

ABSOLUTE MAXIMUM RATINGS (T_A=25°C unless otherwise specified)

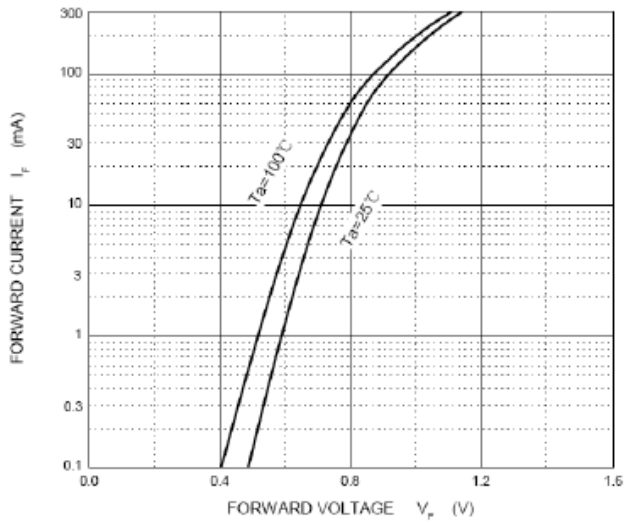
Parameter	Symbol	Ratings	Unit
Reverse Voltage	V _R	75	V
Forward Current	I _F	150	mA
Non-Repetitive Peak Forward Surge Current @t=8.3ms	I _{FSM}	2	A
Power Dissipation	P _D	200	mW
Thermal Resistance Junction-Ambient	R _{θJA}	625	°C/W
Junction, Storage Temperature Range	T _J , T _{STG}	150, -55~150	°C

ELECTRICAL CHARACTERISTICS (T_A=25°C unless otherwise specified)

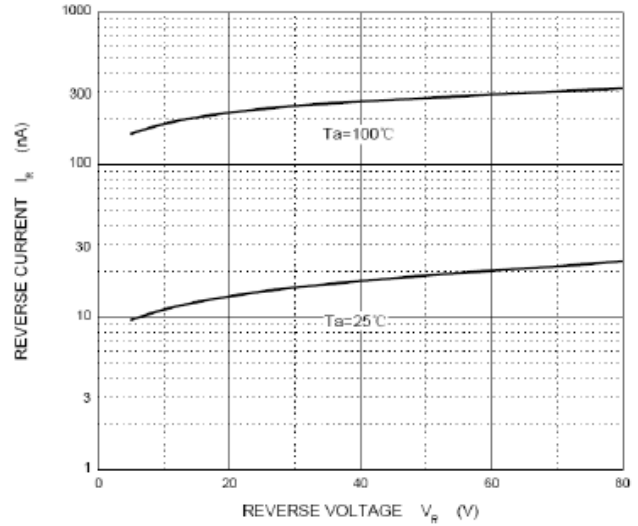
Parameter	Symbol	Min.	Typ.	Max.	Unit	Test Conditions
Reverse Breakdown Voltage	V _(BR)	75	-	-	V	I _R =100μA
Forward Voltage	V _F	-	-	715	mV	I _F =1mA
		-	-	855		I _F =10mA
		-	-	1000		I _F =50mA
		-	-	1250		I _F =150mA
Reverse Voltage Leakage Current	I _R	-	-	2.5	μA	V _R =75V
		-	-	25	nA	V _R =25V
Diode Capacitance	C _D	-	2	-	pF	V _R =0, f=1MHz
Reverse Recovery Time	t _{rr}	-	4	-	nS	I _F =I _R =10mA, R _L =100Ω, I _{rr} =0.1×I _R

RATINGS AND CHARACTERISTIC CURVES

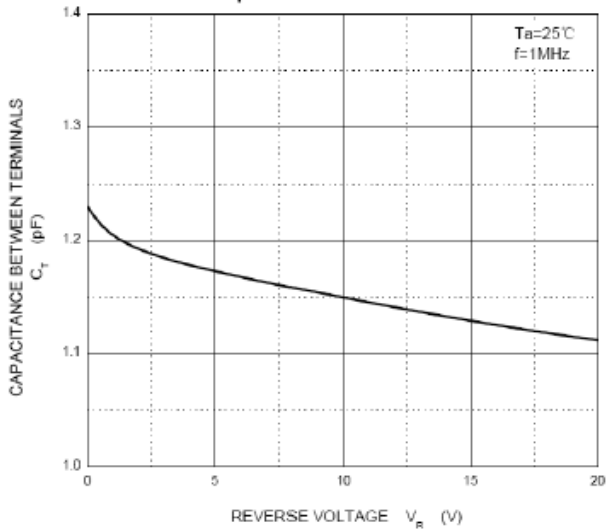
Forward Characteristics



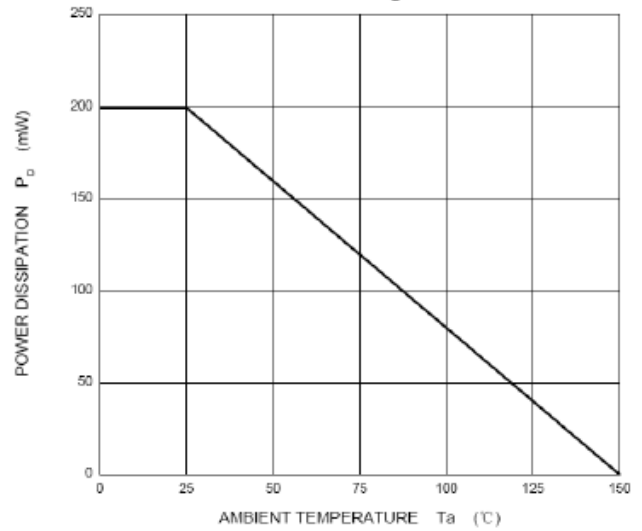
Reverse Characteristics



Capacitance Characteristics

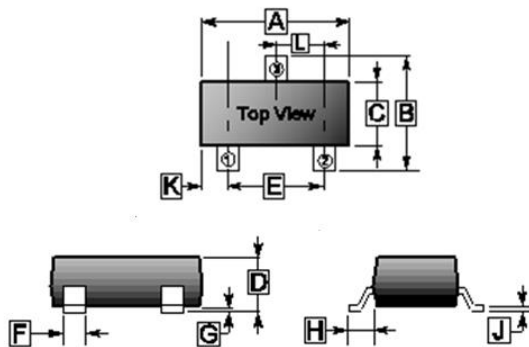


Power Derating Curve



PACKAGE OUTLINE DIMENSIONS

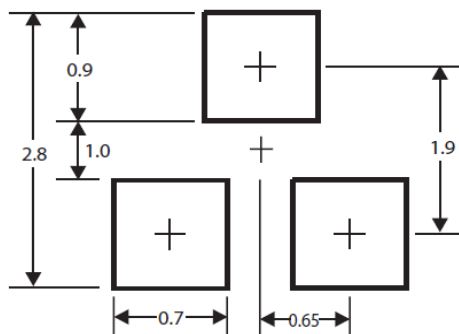
SOT-323



REF.	Millimeter	
	Min.	Max.
A	1.80	2.20
B	1.80	2.55
C	1.10	1.40
D	0.80	1.15
E	1.20	2.00
F	0.15	0.50
G	0.10 REF.	
H	0.525 REF.	
J	0.05	0.05
K	0.35 REF.	
L	0.65 TYP.	

MOUNTING PAD LAYOUT

SOT-323



*Dimensions in millimeters