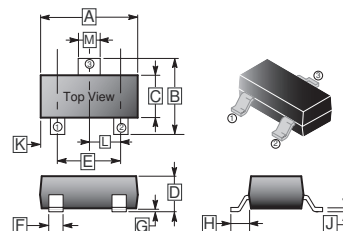


RoHS Compliant Product
A suffix of "-C" specifies halogen & lead-free

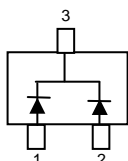
SOT-523

FEATURE

- ◆ Extra Small Power Mold Type.
- ◆ Low V_F
- ◆ High Reliability



MARKING: 3D



REF.	Millimeter		REF.	Millimeter	
	Min.	Max.		Min.	Max.
A	1.5	1.7	G	-	0.1
B	1.45	1.75	H	0.55 REF.	
C	0.75	0.85	J	0.1	0.2
D	0.7	0.9	K	-	
E	0.9	1.1	L	0.5 TYP.	
F	0.15	0.25	M	0.25	0.325

ABSOLUTE MAXIMUM RATINGS at $T_A = 25^\circ\text{C}$

PARAMETER	SYMBOL	RATINGS	UNIT
Peak Reverse Voltage	V_{RM}	40	V
DC Reverse Voltage	V_R	40	V
Peak Forward Surge Current	I_{FM}	200	mA
Average Forward Current	I_O	30	mA
Power Dissipation	P_D	150	mW
Junction, Storage Temperature	T_J, T_{STG}	125, -50~125	$^\circ\text{C}$

ELECTRICAL CHARACTERISTICS (at $T_A = 25^\circ\text{C}$ unless otherwise specified)

PARAMETERS	SYMBOL	TYP	MAX.	UNIT	TEST CONDITIONS
Reverse Voltage Leakage Current	I_R	-	1	μA	$V_R = 10\text{V}$
Forward Voltage	V_F	-	0.37	V	$I_F = 1\text{mA}$
Capacitance between Terminals	C_T	2.0	-	pF	$V_R = 1\text{V}, f=1\text{MHz}$

RATINGS AND CHARACTERISTIC CURVES

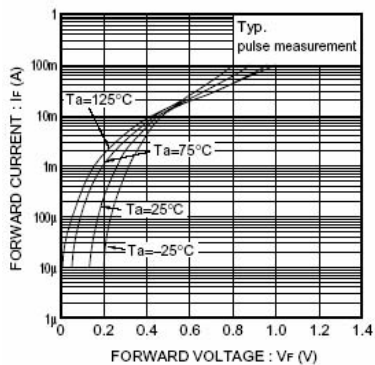


Fig. 1 Forward characteristics

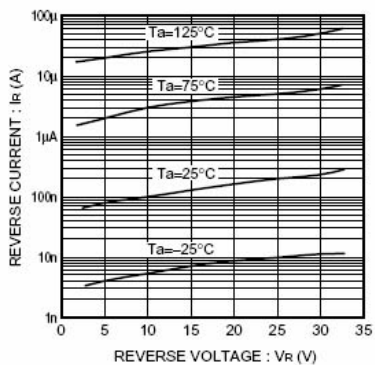


Fig. 2 Reverse characteristics

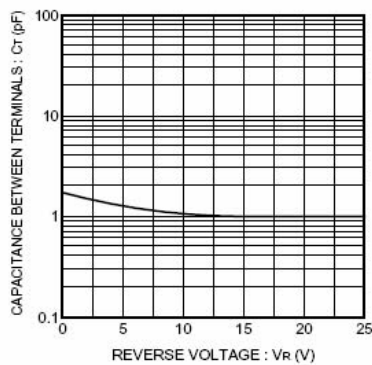


Fig. 3 Capacitance between terminals characteristics

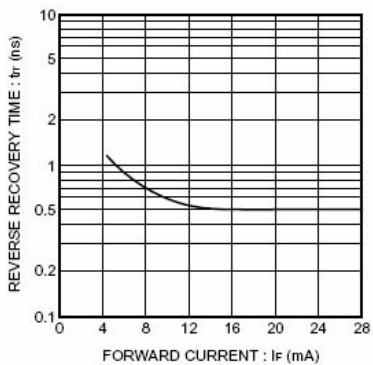


Fig. 4 Reverse recovery time characteristics