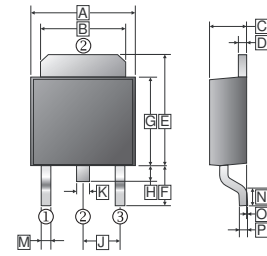



RoHS Compliant Product
A suffix of "-C" specifies halogen free

FEATURES

- Fast switching for high efficiency
- 150°C Operating Junction Temperature
- Low Power Loss, High Efficiency
- High-Switching Speed 30 Nanosecond Recovery Time
- Low Forward Voltage, High Current Capability
- Plastic Material Used Carries Underwriters Laboratory Flammability Classification 94V-0

TO-252 (D-Pack)



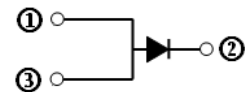
REF.	Millimeter		REF.	Millimeter	
	Min.	Max.		Min.	Max.
A	6.3	6.9	J	2.3	REF.
B	4.95	5.53	K	0.89	REF.
C	2.1	2.5	M	0.45	1.14
D	0.4	0.9	N	1.55	TYP.
E	6	7.7	O	0	0.15
F	2.90	REF.	P	0.58	REF.
G	5.4	6.4			
H	0.6	1.2			

PACKAGE INFORMATION

Package	MPQ	Leader Size
TO-252	2.5K	13 inch

ORDER INFORMATION

Part Number	Type
SF10T40D1	Lead (Pb)-free
SF10T40D1-C	Lead (Pb)-free and Halogen-free



MAXIMUM RATINGS AND ELECTRICAL CHARACTERISTICS

(Rating 25°C ambient temperature unless otherwise specified. Single phase half wave, 60Hz, resistive or inductive load.
For capacitive load, de-rate current by 20%.)

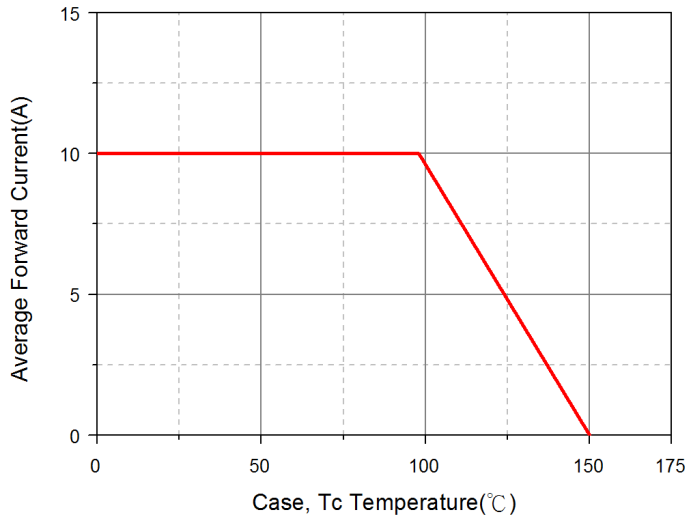
Parameter	Symbol	Rating	Unit
Peak Repetitive Reverse Voltage	V_{RRM}	400	V
Working Peak Reverse Voltage	V_{RWM}	400	V
DC Blocking Voltage	V_R	400	V
Average Rectifier Forward Current	$I_{F(AV)}$	10	A
Non-Repetitive Peak Surge Current @ Surge applied at rate load conditions half-wave, single phase, 60Hz	I_{FSM}	90	A
Max. Instantaneous Forward Voltage @ $I_F=10A$	V_F	1.3	V
Max. Instantaneous Reverse Current ²	I_R	5	μA
		20	
Reverse Recovery Time ³	T_{RR}	30	nS
Typical Junction Capacitance ¹	C_J	45	pF
Typical Thermal Resistance from Junction to Case ⁴	$R_{\theta JC}$	6	°C / W
Operating Junction and Storage Temperature Range	T_J, T_{STG}	150, -55~150	°C

Notes:

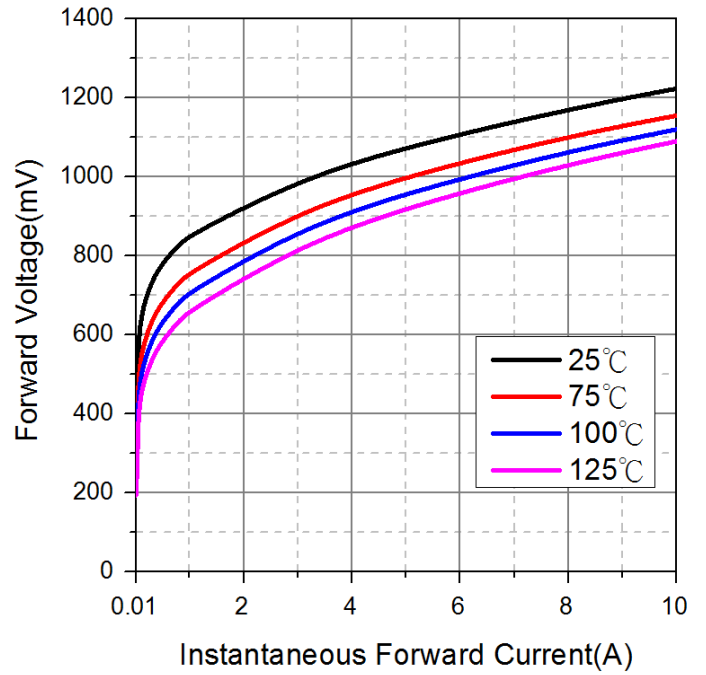
1. Measured at 1MHz and applied reverse voltage of 5V D.C.
2. Pulse Test: Pulse Width=300 μs , Duty Cycle $\leq 2\%$.
3. $I_F=0.5A$, $I_R=1A$, $I_{RR}=0.25A$.
4. Surface mounted on 2.5cm x 2.5cm x 0.5mm copper pad area.

RATINGS AND CHARACTERISTIC CURVES

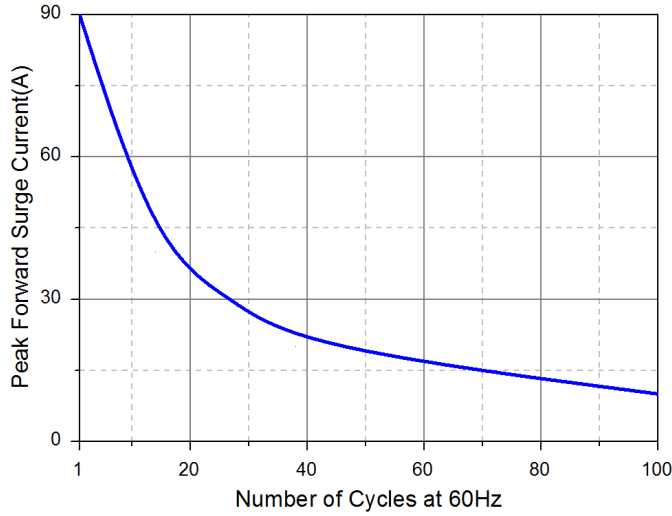
Typical Forward Current Derating Curve



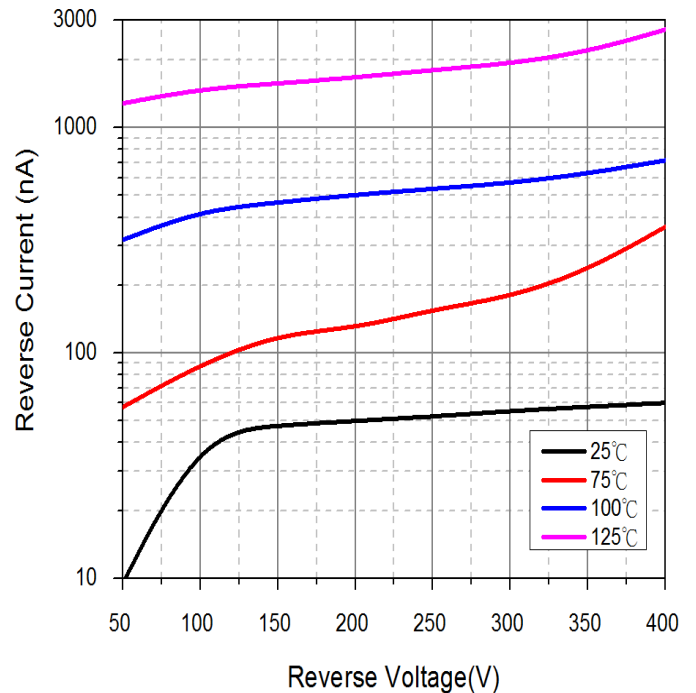
Typical Forward Characteristic



Maximum Non-Repetitive Forward Surge Current



Typical Reverse Characteristic



Typical Junction Capacitance

