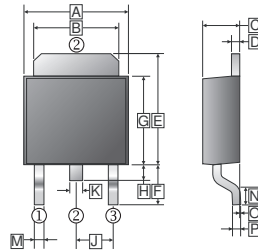



RoHS Compliant Product
A suffix of "-C" specifies halogen free

FEATURES

- Fast switching for high efficiency
- 150°C Operating Junction Temperature
- Low Power Loss, High Efficiency
- High-Switching Speed 35 Nanosecond Recovery Time
- Low Forward Voltage, High Current Capability
- Plastic Material Used Carries Underwriters Laboratory Flammability Classification 94V-0

TO-252 (D-Pack)



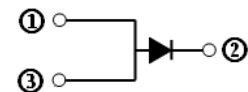
REF.	Millimeter		REF.	Millimeter	
	Min.	Max.		Min.	Max.
A	6.3	6.9	J	2.3 REF.	
B	4.95	5.53	K	0.89 REF.	
C	2.1	2.5	M	0.45	1.14
D	0.4	0.9	N	1.55 Typ.	
E	6	7.7	O	0	0.15
F	2.90 REF.		P	0.58 REF.	
G	5.4	6.4			
H	0.6	1.2			

PACKAGE INFORMATION

Package	MPQ	Leader Size
TO-252	2.5K	13 inch

ORDER INFORMATION

Part Number	Type
SF5T60D1	Lead (Pb)-free
SF5T60D1-C	Lead (Pb)-free and Halogen-free



MAXIMUM RATINGS AND ELECTRICAL CHARACTERISTICS

(Rating 25°C ambient temperature unless otherwise specified. Single phase half wave, 60Hz, resistive or inductive load.
For capacitive load, de-rate current by 20%.)

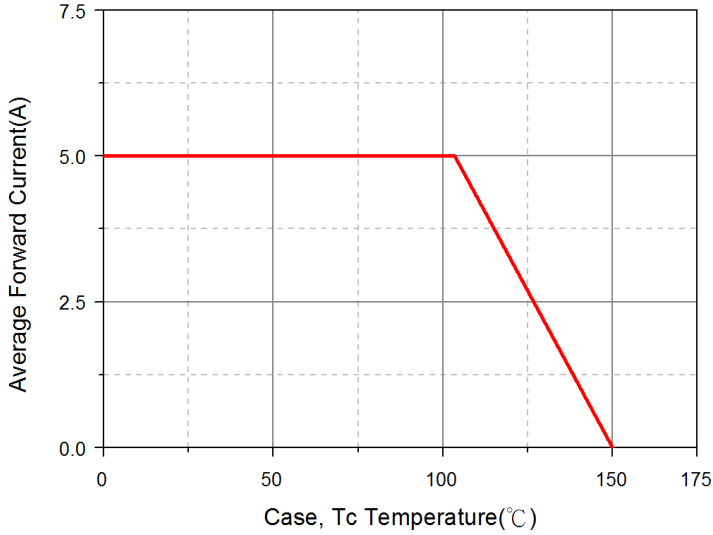
Parameter	Symbol	Rating	Unit
Peak Repetitive Reverse Voltage	V_{RRM}	600	V
Working Peak Reverse Voltage	V_{RWM}	600	V
DC Blocking Voltage	V_R	600	V
Average Rectifier Forward Current	$I_{F(AV)}$	5	A
Non-Repetitive Peak Surge Current @ Surge applied at rate load conditions half-wave, single phase, 60Hz	I_{FSM}	60	A
Max. Instantaneous Forward Voltage @ $I_F=5A$	V_F	$T_A=25^\circ C$	1.55
		$T_A=125^\circ C$	1.45
Max. Instantaneous Reverse Current ²	I_R	$T_A=25^\circ C$	5
		$T_A=125^\circ C$	20
Reverse Recovery Time ³	T_{RR}	35	nS
Typical Junction Capacitance ¹	C_J	15	pF
Typical Thermal Resistance from Junction to Case ⁴	$R_{\theta JC}$	6	°C / W
Operating Junction and Storage Temperature Range	T_J, T_{STG}	150, -55~150	°C

Notes:

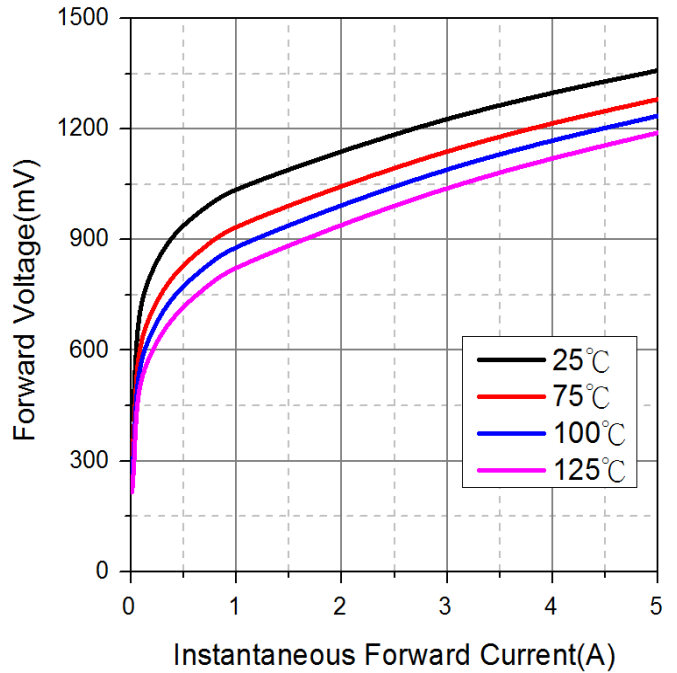
1. Measured at 1MHz and applied reverse voltage of 5V D.C.
2. Pulse Test: Pulse Width=300µs, Duty Cycle ≤ 2%.
3. $I_F=0.5A, I_R=1A, I_{RR}=0.25A$.
4. Surface mounted on 2.5cm x 2.5cm x 0.5mm copper pad area.

RATINGS AND CHARACTERISTIC CURVES

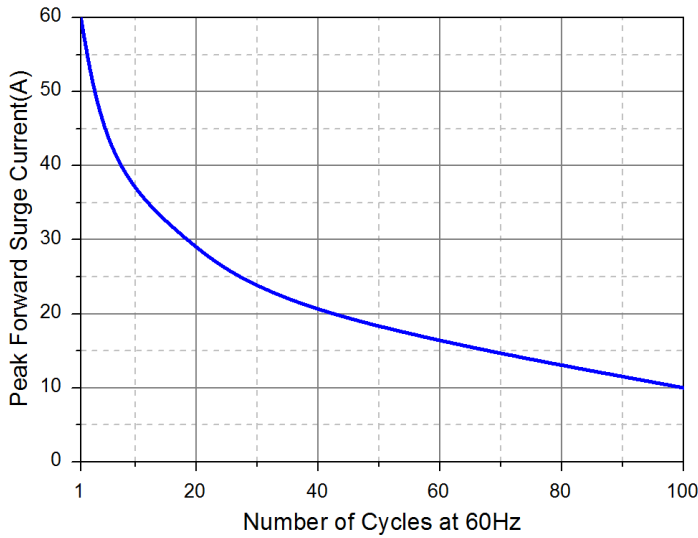
Typical Forward Current Derating Curve



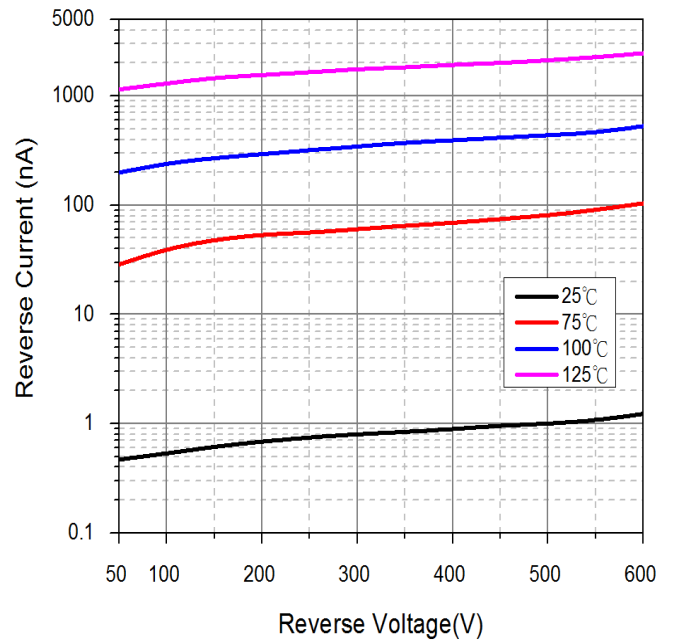
Typical Forward Characteristic



Maximum Non-Repetitive Forward Surge Current



Typical Reverse Characteristic



Typical Junction Capacitance

